

CORAL



Home Appliances  
General Catalogue  
2024



[www.coral-appliances.com](http://www.coral-appliances.com)

CDR 530 - 4Door



- Total volume: 530 liters
- No frost system
- Equipped with intelligent fault-finding system
- Full touch LED control panel
- Vacation Mode System
- Optimal energy consumption technology
- Intelligent cold air circulation system
- Super Cool system
- Super Freeze system
- PT Fresh system for sterilizing food
- Water dispenser
- Manual ice maker
- Twin cooling system
- Low consumption LED lighting system
- Storage compartment for fruits and vegetables
- Multiple Air Flow system
- Multiple air circulation system
- Smart sensors for internal and external temperature detection
- Replaceable antibacterial sealing tape
- Fingerprint resistant body
- Unbreakable glass floors
- Environmentally friendly R600a gas
- Hidden handle
- Door open warning
- Energy consumption: A
- Dimensions 84\*76\*180(W\*D\*H)

CMR 670 - TMF



- Total volume: 670 liters
- No frost system
- Equipped with intelligent fault-finding system
- Full touch LED control panel
- Optimal energy consumption technology
- Multiple Air Flow system
- Intelligent cold air circulation control system
- Smart sensors for internal and external temperature detection
- Water dispenser
- Manual ice maker
- Special cooling chamber of the refrigerator
- Storage compartment for fruits and vegetables
- Drawer with temperature and humidity regulation
- Low consumption LED lighting system
- Unbreakable glass floors
- Replaceable antibacterial sealing tape
- Fingerprint resistant body
- Environmentally friendly R600a gas
- Hidden handle
- Door open warning
- Energy consumption: A
- Dimensions 84\*82\*188(W\*D\*H)

CTR-F 900 - TWIN

NEW



- Total volume: 900 liters
- Fridge volume: 480 liters
- Freezer volume: 420 liters
- No frost system
- Smart troubleshooting system with WIFI connection
- Full touch LED control panel
- Energy management technology (ECO)
- Optimal energy consumption technology
- Intelligent cold air circulation control system
- Power Cool system
- Power Freeze system
- Storage compartment for fruits and vegetables
- Manual water dispenser with a locking lid
- Automatic ice maker with the ability to connect to city water
- All Around Cooling system
- Low consumption LED lighting system
- Equipped with a digital inverter compressor
- Smart sensors for internal temperature detection
- Water filter
- Replaceable antibacterial sealing tape
- Fingerprint resistant body
- Environmentally friendly R600a gas
- Lever handle
- Door open warning
- Energy consumption: A+
- Refrigerator Dimensions 59\*73\*187(W\*D\*H)
- Freezer Dimensions 59\*73\*187(W\*D\*H)

CCR 495 - BMF

NEW



- Total volume: 540 liters
- No frost system
- Smart troubleshooting system with WIFI connection
- Full touch LED control panel
- Energy management technology (ECO)
- Intelligent cold air circulation control system
- Power Cool system
- Power Freeze system
- Storage compartment for fruits and vegetables
- Manual water dispenser with a locking lid
- Automatic ice maker with the ability to connect to city water
- All Around Cooling system
- Deodorizer carbon filter
- Equipped with a digital inverter compressor
- Low consumption LED lighting system
- Smart sensors for internal temperature detection
- Water filter
- Replaceable antibacterial sealing tape
- Fingerprint resistant body
- Fresh cooling system
- 3-mode folding glass floor
- Environmentally friendly R600a gas
- Lever handle
- Door open warning
- Energy consumption: A+
- Dimensions 70\*68\*185(W\*D\*H)

Side by Side Refrigerator

## Fresh Like the First Day

- Total volume: 800 liters
- No frost system
- Equipped with intelligent fault-finding system
- Full-touch LED control panel on the inner edge of the freezer door (hidden display)
- Energy management technology (Energy Saving)
- Intelligent cold air circulation system
- Super Cool system
- Super Freeze system
- Cool Box for fast freezing
- Automatic ice maker and water cooler with the ability to connect to city water
- 3-stage water filter
- Garden Fresh temperature and humidity adjustment system
- Equipped with a digital inverter compressor
- Multiple Air Flow system
- Smart sensors for internal and external temperature detection
- Replaceable antibacterial sealing tape
- Equipped with Fresh Cooling air circulation system
- Fingerprint resistant body
- Wide and durable shelves
- Environmentally friendly R600a gas
- Hidden handle
- Door open warning
- Energy consumption: A
- Dimensions 91\*86\*179(W\*D\*H)



CSR 800 - GreenLand

NEW



CWF 40928



- Motor 1400 RPM
- 16 main & 5 auxiliary programs
- Full touch LED display
- BLDC motor
- Automatic washing system
- Add garment during washing
- Drum Clean program
- Water Magic Cube drum
- Hot & cold water inlet
- Dimensions (9KG) 60\*60\*85 (W\*D\*H)

CWF 40806 - 40906



- Motor 1400 RPM
- 16 main & 5 auxiliary programs
- Full touch LED display
- BLDC motor
- Add garment during washing
- Water magic cube drum
- Washing delay capability between 1 till 24 hr
- Adjustable drying speed up to 1400
- Adjustable wash temperature up to 90 c
- Dimensions (8KG) 60\*54\*85 (W\*D\*H)
- Dimensions (9KG) 60\*60\*85 (W\*D\*H)

CWF 40918



- Motor 1400 RPM
- 16 main & 5 auxiliary programs
- Full touch LED display
- BLDC motor
- Automatic washing system
- Add garment during washing
- Drum Clean program
- Water Magic Cube drum
- Hot & cold water inlet
- Dimensions (9KG) 60\*60\*85 (W\*D\*H)

CWF 40803




- Motor 1400 RPM
- 16 main & 5 auxiliary programs
- Full touch LED display
- BLDC motor
- Add garment during washing
- Water magic cube drum
- Washing delay capability between 1 till 24 hr
- Adjustable drying speed up to 1400
- Adjustable wash temperature up to 90 c
- Dimensions (8KG) 60\*54\*85 (W\*D\*H)
- Dimensions (9KG) 60\*60\*85 (W\*D\*H)

CWF 40807 - 40907



- Motor 1400 RPM
- 16 main & 5 auxiliary programs
- Full touch LED display
- BLDC motor
- Automatic washing system
- Add garment during washing
- Drum Clean program
- Water Magic Cube drum
- Hot & cold water inlet
- Dimensions (9KG) 60\*60\*85 (W\*D\*H)

CWF 40813 - 40913



- Motor 1400 RPM
- 16 main & 5 auxiliary programs
- Full touch LED display
- BLDC motor
- Add garment during washing
- Water magic cube drum
- Washing delay capability between 1 till 24 hr
- Adjustable drying speed up to 1400
- Adjustable wash temperature up to 90 c
- Dimensions (9KG) 60\*60\*85 (W\*D\*H)

Wear Like the First Day

- Motor 1400 RPM
- 16 main & 5 auxiliary programs
- Full touch LED display
- BLDC motor
- Automatic washing system
- Add garment during washing
- Drum Clean program
- Water Magic Cube drum
- Hot & cold water inlet
- Dimensions (8 & 7KG) 60\*54\*85 (W\*D\*H)



NEW

CWF 40708 - 40808

7-8 Kg





CDV 3513

NEW



Energy grade



Child lock



49db



Quick wash

- 15 set
- New design black bezel
- 8 wash programs
- 3 wash baskets
- Intensive wash
- Economical wash
- Full touch LED display
- Low shine liquid indicator
- Low salt indicator
- Delay program up to 24 h
- Half load program
- Disinfecting dishes at a temperature of 70 degrees
- 3 geyser jets with full coverage
- Dimension 60\*60\*85 (W\*D\*H)

CDB 3512



Energy grade



Child lock



49db



Quick wash

- 15 set
- 7 wash programs
- 3 wash baskets
- Intensive wash
- Economical wash
- Full touch LED display
- Low shine liquid indicator
- Low salt indicator
- Delay program up to 24 h
- Half load program
- Disinfecting dishes at a temperature of 70 degrees
- 3 geyser jets with full coverage
- Dimension 60\*60\*85 (W\*D\*H)

CDA 3511



Energy grade



Child lock



49db



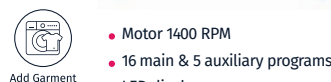

Quick wash

- 15 set
- 8 wash programs
- 3 wash baskets
- Intensive wash
- Economical wash
- LED display
- Low shine liquid indicator
- Low salt indicator
- Delay program up to 24 h
- Half load program
- Disinfecting dishes at a temperature of 70 degrees
- 3 geyser jets with full coverage
- Dimension 60\*60\*85 (W\*D\*H)

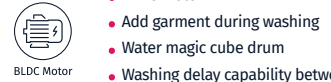
## Shines Like the First Day



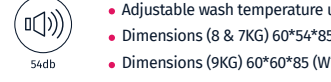
CWF 40702-40802-40902



Energy grade



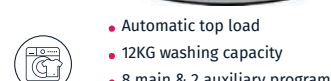
Add Garment



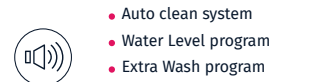
BLDC Motor



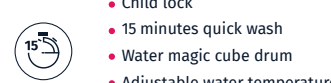
54db



Energy grade



Add Garment

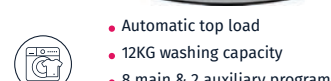


54db

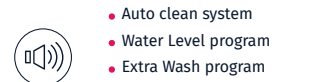
Quick wash

- Motor 1400 RPM
- 16 main & 5 auxiliary programs
- LED display
- BLDC motor
- Add garment during washing
- Water magic cube drum
- Washing delay capability between 1 till 24 hr
- Adjustable drying speed up to 1400
- Adjustable wash temperature up to 90 c
- Dimensions (8 & 7KG) 60\*54\*85 (W\*D\*H)
- Dimensions (9KG) 60\*60\*85 (W\*D\*H)

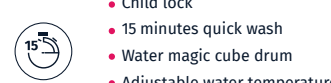
CTL1201



Energy grade



Add Garment

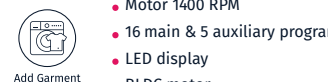



54db

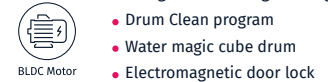
Quick wash

- Automatic top load
- 12KG washing capacity
- 8 main & 2 auxiliary programs
- Soft touch LED
- Auto clean system
- Water Level program
- Extra Wash program
- Extra Rinse program
- Child lock
- 15 minutes quick wash
- Water magic cube drum
- Adjustable water temperature
- Dimensions (12KG) 60\*60\*85 (W\*D\*H)

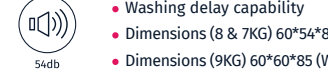
CWF 40704-40804-40904



Energy grade



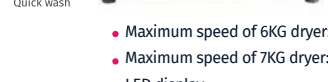
Add Garment



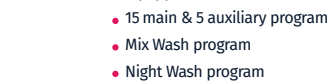
BLDC Motor



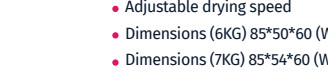
54db



Energy grade



Add Garment

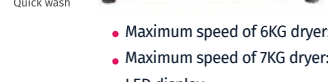


54db

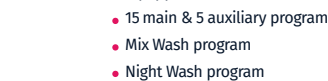
Quick wash

- Motor 1400 RPM
- 16 main & 5 auxiliary programs
- LED display
- BLDC motor
- Add garment during washing
- Drum Clean program
- Water magic cube drum
- Electromagnetic door lock
- Equipped with intelligent fault-finding system
- Washing delay capability
- Dimensions (8 & 7KG) 60\*54\*85 (W\*D\*H)
- Dimensions (9KG) 60\*60\*85 (W\*D\*H)

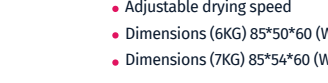
CWF 10600 - 20700



Energy grade



Add Garment

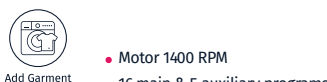


54db

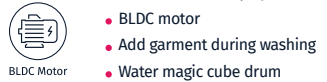
Quick wash

- Maximum speed of 6KG dryer: 1000 rpm
- Maximum speed of 7KG dryer: 1200 rpm
- LED display
- Equipped with PTC lock
- 15 main & 5 auxiliary programs
- Mix Wash program
- Night Wash program
- Extra Rinse program
- Adjustable drying speed
- Dimensions (6KG) 85\*50\*60 (W\*D\*H)
- Dimensions (7KG) 85\*54\*60 (W\*D\*H)

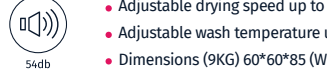
CWF 40916



Energy grade



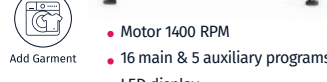
Add Garment



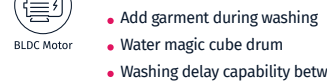
BLDC Motor



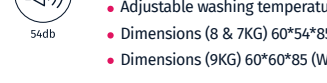
54db



Energy grade



Add Garment

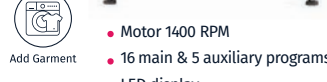


54db

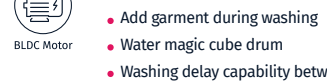
Quick wash

- Motor 1400 RPM
- 16 main & 5 auxiliary programs
- Full touch LED display
- BLDC motor
- Add garment during washing
- Water magic cube drum
- Washing delay capability between 1 till 24 hr
- Adjustable drying speed up to 1400
- Adjustable wash temperature up to 90 c
- Dimensions (9KG) 60\*60\*85 (W\*D\*H)

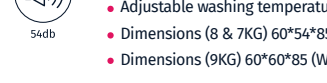
CWF 40701-40801-40901



Energy grade



Add Garment



54db

Quick wash

- Motor 1400 RPM
- 16 main & 5 auxiliary programs
- LED display
- BLDC motor
- Add garment during washing
- Water magic cube drum
- Washing delay capability between 1 till 24 hr
- Adjustable drying speed up to 1400
- Adjustable washing temperature up to 90 c
- Dimensions (8 & 7KG) 60\*54\*85 (W\*D\*H)
- Dimensions (9KG) 60\*60\*85 (W\*D\*H)





Düsseldorf 2500W

CVC 5125

- 2500 W motor
- Ergonomic body design
- 6-liter dust bin
- Hepa filter
- Noise level sound 65 dB
- Permanent & disposable dust bag

- Adjustable power
- Separate accessory suitcase
- Automatic cord reminder
- LED dust bag indicator
- Textile flexible hose



Great Suction Power



Silence System



Dust Full Indicator



HEPA Filter



LED Indicator



Accessory Box



Variable Power Control



Large Capacity



Without Dirt, Like the First Day

**Dustin**  
BAGLESS CYCLONE VACUUM CLEANER



Frankfurt 2500W

CVC 5225

- 2500 W motor
- Ergonomic body design
- 6-liter dust bin
- Hepa filter
- Noise level sound 65 dB
- Permanent & disposable dust bag

- Adjustable power
- Automatic cord reminder
- LED dust bag indicator
- Separate accessory



Great Suction Power



Silence System



Dust Full Indicator



HEPA Filter



LED Indicator



Variable Power Control



Large Capacity



Dustin 2500W

**NEW**

CVC 5015

- 2500 W motor
- Ergonomic body design
- 15-liter tank capacity
- Hepa filter
- Noise level sound 77 dB
- Permanent washable tank (Bagless)
- Adjustable power
- Pedal cord reminder
- Cyclone system
- Telescopic tube
- Separate accessory



Great Suction Power



Cyclone System



HEPA Filter



77dB Low Noise Design



Variable Power Control

